
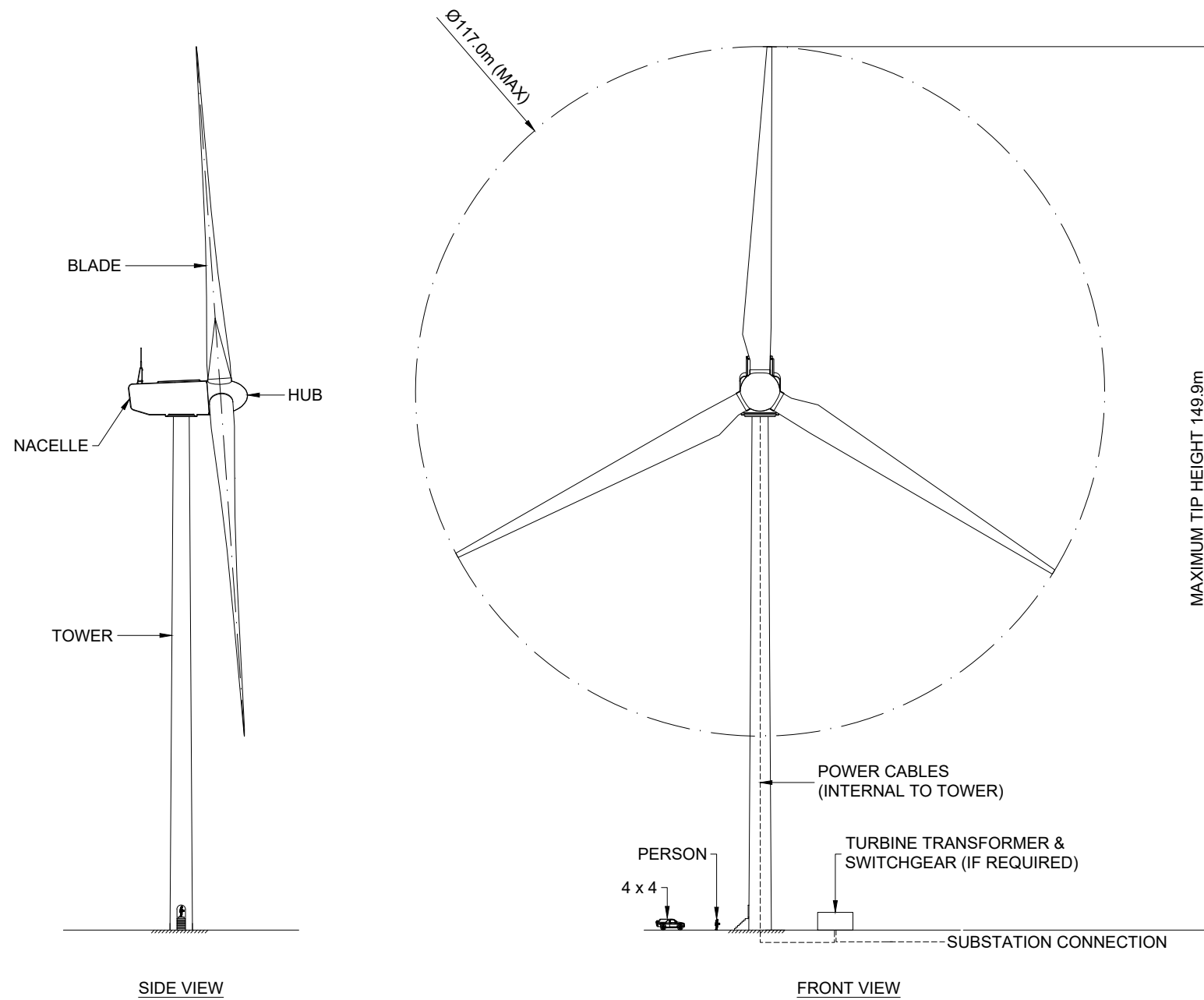


**DUNBEG SOUTH  
WIND FARM**

**FIGURE 2.2**

**TURBINE ELEVATION**



PHOTOGRAPH OF TYPICAL TURBINE


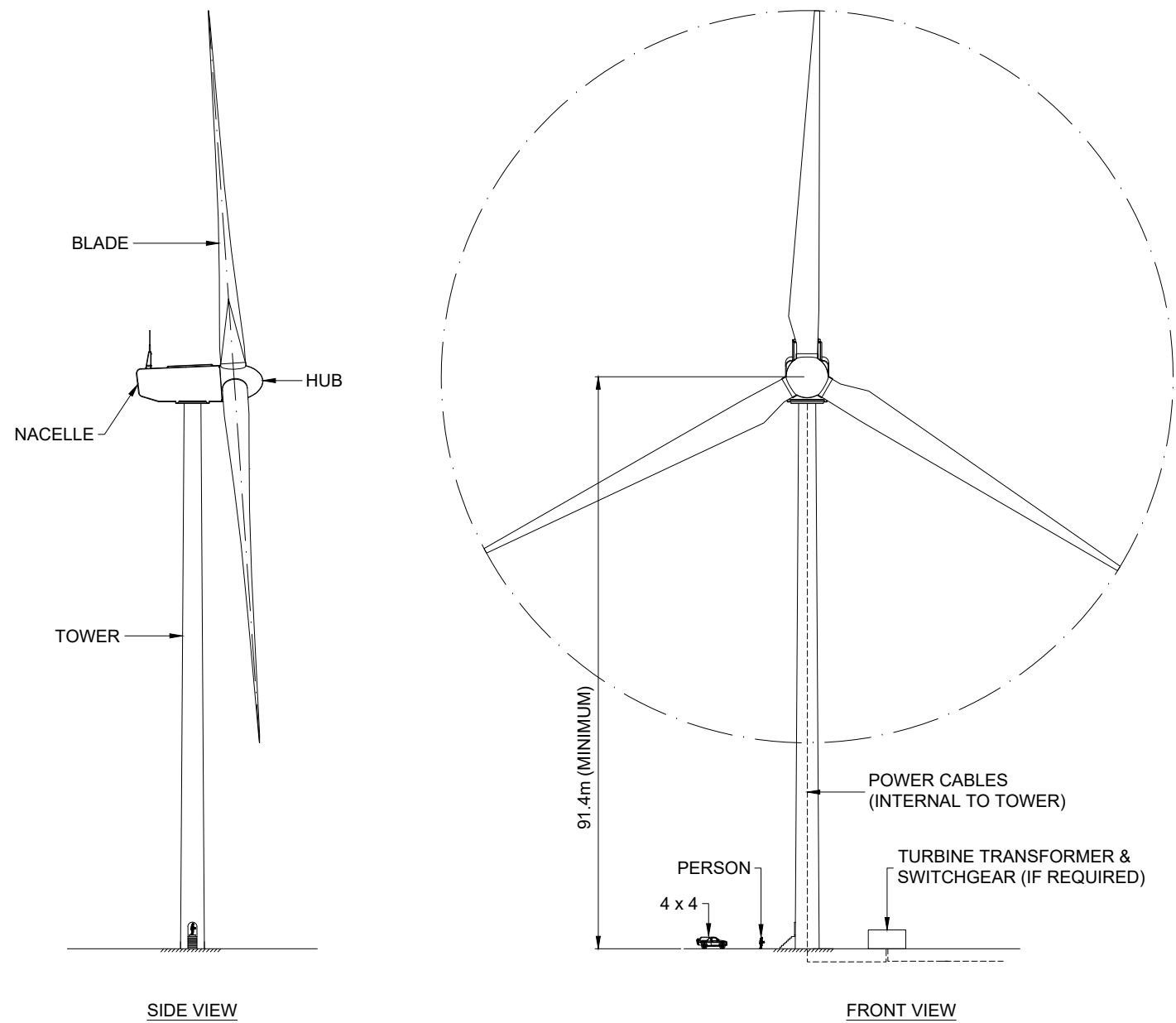
SHEET 1 OF 2

LAYOUT DWG	N/A	T-LAYOUT NO.	N/A
DRAWING NUMBER	<b>03219-RES-WTG-DR-PT-001</b>		
SCALE	1:1000 @ A3		
<b>PLANNING APPLICATION 2022</b>			
THIS DRAWING IS THE PROPERTY OF RENEWABLE ENERGY SYSTEMS LTD. AND NO REPRODUCTION MAY BE MADE IN WHOLE OR IN PART WITHOUT PERMISSION			

**DUNBEG SOUTH  
WIND FARM**

**FIGURE 2.2**

**TURBINE ELEVATION**



PHOTOGRAPH OF TYPICAL TURBINE

SHEET 2 OF 2

LAYOUT DWG	N/A	T-LAYOUT NO.	N/A
DRAWING NUMBER	<b>03219-RES-WTG-DR-PT-001</b>		
SCALE	1:1000 @ A3		
<b>PLANNING APPLICATION 2022</b>			
THIS DRAWING IS THE PROPERTY OF RENEWABLE ENERGY SYSTEMS LTD. AND NO REPRODUCTION MAY BE MADE IN WHOLE OR IN PART WITHOUT PERMISSION			